

4

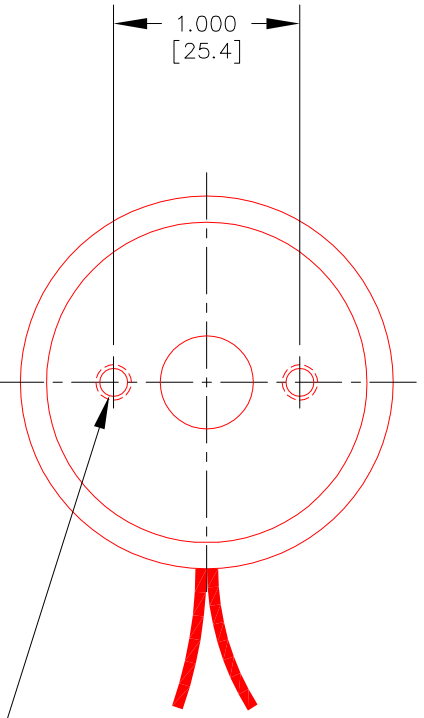
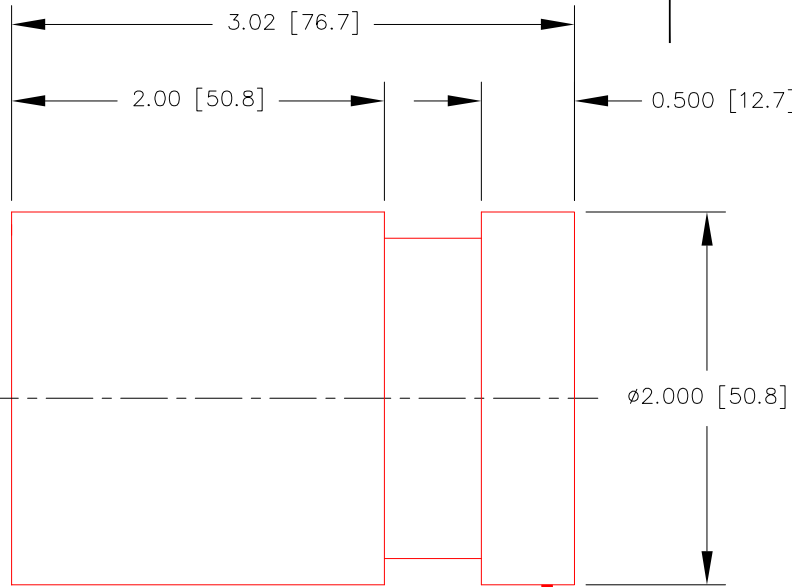
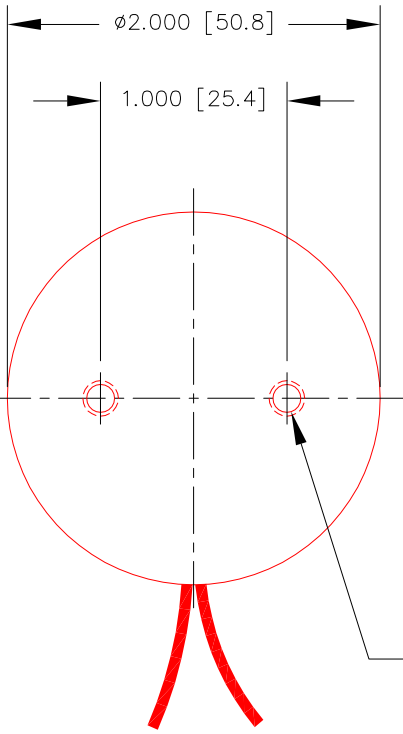
3

2

1

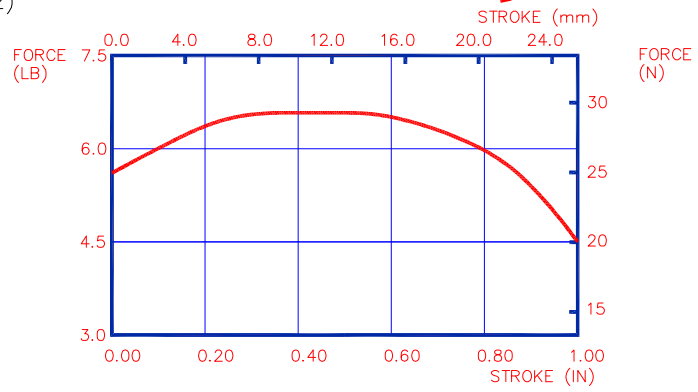
SHOWN AT MID-STROKE

REVISIONS					
ZONE	LETTER	DESCRIPTION	DATE	CHECKED	APPROVED



INTERMITTENT FORCE @10% DUTY CYCLE	92.6 N	20.8 LB
CONTINUOUS FORCE	29.3 N	6.6 LB
FORCE CONSTANT	8.8 N/A	1.98 LB/A
BACK EMF CONSTANT	8.8 V/M/S	0.22 V/IN/S
STROKE	25.4 mm	1.00 IN
COIL CLEARANCE PER SIDE	0.38 mm	0.015 IN
COIL ASSY MASS	120 GR	4.23 OZ
BODY MASS	670 GR	23.6 OZ
COIL RESISTANCE	3.0 Ohms	
COIL INDUCTANCE @ 1000 Hz	1.2 mH	
MAX CONTINUOUS POWER	33 W	

ALL VALUES AT 25°C



CONTINUOUS FORCE

THIS DOCUMENT, WHETHER OR NOT MARKED AS PROPRIETARY, IS CONSIDERED CONFIDENTIAL AND SHALL REMAIN THE PROPERTY OF MOTICONT AND SHALL BE RETURNED TO MOTICONT UPON REQUEST WITH ALL COPIES MADE THEREOF. THIS DOCUMENT CANNOT BE UTILIZED IN THE MANUFACTURE OF ARTICLES SOLD OR OFFERED OR DISCLOSED TO ANYONE AND NO USE OF IT CAN BE MADE UNLESS EXPRESSLY AUTHORIZED BY AND UNDER THE DIRECTION OF MOTICONT. POSSESSION OF THIS DOCUMENT IS ACCEPTED SUBJECT TO THE FOREGOING.

NOTES :
UNLESS OTHERWISE SPECIFIED

DIMENSIONS ARE IN INCHES (mm) TOLERANCES ON: DECIMALS FRACTIONS ANGLES .XXX .XX ± 1/125 ± 1/2' ± .005 ± .01 UNLESS OTHERWISE SPECIFIED	
USED ON	NEXT ASSY
APPLICATION	

MATERIAL	CONTRACT
FINISH	DRN
	CHKD
	APPVD
	APPVD

motiCont			
LINEAR VOICE COIL MOTOR			
SIZE	CODE	DWG. NO.	REV.
A		LVCM-051-051-05	1
SCALE: 1 / 1		SHEET 1 OF 1	

4

3

2

1