

4

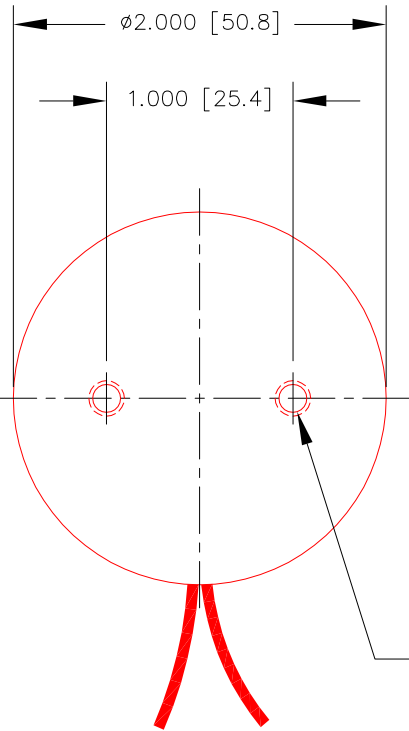
3

2

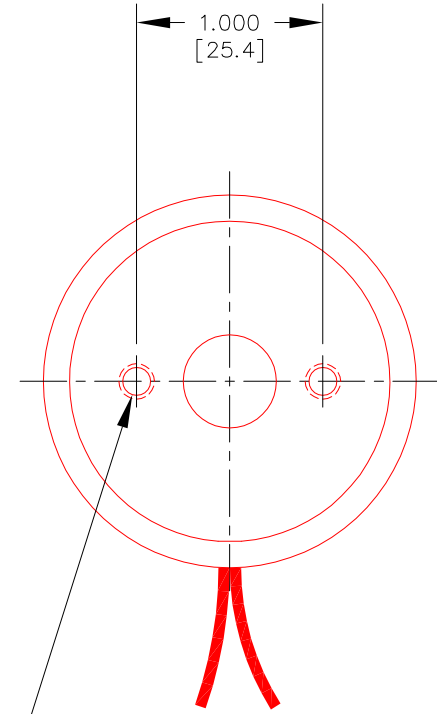
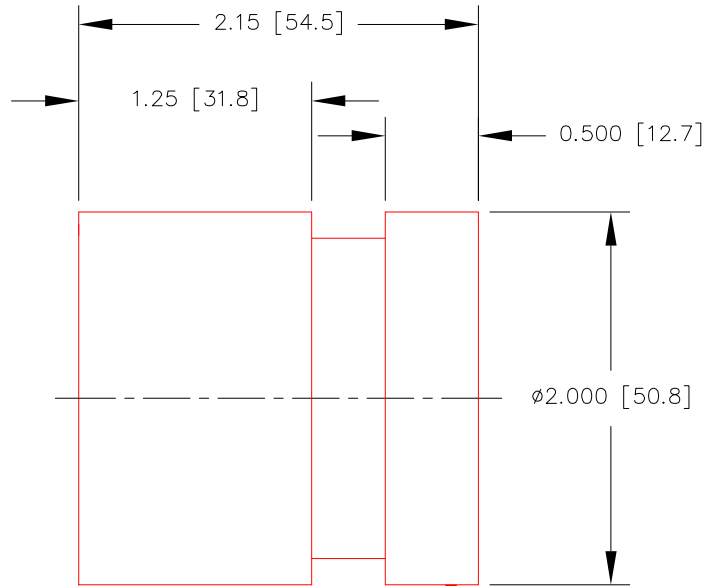
1

SHOWN AT MID-STROKE

REVISIONS					
ZONE	LETTER	DESCRIPTION	DATE	CHECKED	APPROVED



10-32 UNF-2B  
X 0.25 [6.4] DP (2)

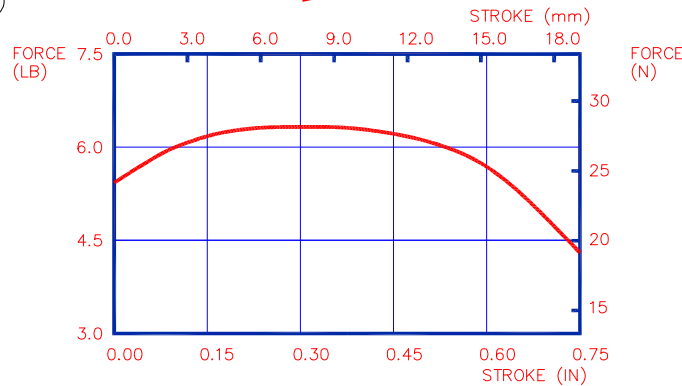


10-32 UNF-2B  
X 0.25 [6.4] DP (2)

INTERMITTENT FORCE @10% DUTY CYCLE	89.9 N	20.0 LB
CONTINUOUS FORCE	28.2 N	6.3 LB
FORCE CONSTANT	8.4 N/A	1.9 LB/A
BACK EMF CONSTANT	8.4 V/M/S	0.21 V/IN/S
STROKE	19.1 mm	0.75 IN
COIL CLEARANCE PER SIDE	0.38 mm	0.015 IN
COIL ASSY MASS	103 GR	3.6 OZ
BODY MASS	409 GR	14.4 OZ
COIL RESISTANCE	2.2 Ohms	
COIL INDUCTANCE @ 1000 Hz	0.8 mH	
MAX CONTINUOUS POWER	25 W	

ALL VALUES AT 25°C

NOTES :  
UNLESS OTHERWISE SPECIFIED



CONTINUOUS FORCE

THIS DOCUMENT, WHETHER OR NOT MARKED AS PROPRIETARY, IS CONSIDERED CONFIDENTIAL AND SHALL REMAIN THE PROPERTY OF MOTICONT AND SHALL BE RETURNED TO MOTICONT UPON REQUEST WITH ALL COPIES MADE THEREOF. THIS DOCUMENT CANNOT BE UTILIZED IN THE MANUFACTURE OF ARTICLES SOLD OR OFFERED OR DISCLOSED TO ANYONE AND NO USE OF IT CAN BE MADE UNLESS EXPRESSLY AUTHORIZED BY AND UNDER THE DIRECTION OF MOTICONT. POSSESSION OF THIS DOCUMENT IS ACCEPTED SUBJECT TO THE FOREGOING.

DIMENSIONS ARE IN INCHES (mm) TOLERANCES ON:	
DECIMALS	FRACTIONS ANGLES
.XXX .XX	± 1/125 ± 1/2'
± .005 ± .01 UNLESS OTHERWISE SPECIFIED	
USED ON	NEXT ASSY
APPLICATION	

MATERIAL	CONTRACT
FINISH	DRN
	CHKD
	APPVD
	APPVD

SIZE	CODE	DWG. NO.	REV.
A		LVCM-051-032-01	1
SCALE: 1 / 1		SHEET 1 OF 1	

<b>motiCont</b>			
LINEAR VOICE COIL MOTOR			
SIZE	CODE	DWG. NO.	REV.
A		LVCM-051-032-01	1
SCALE: 1 / 1		SHEET 1 OF 1	

4

3

2

1